



# Planning & Zoning Department

## Residential Fence Permit

**Staff Use Only**

Date Received: \_\_\_\_\_ Received By: \_\_\_\_\_

File Number: \_\_\_\_\_

**Nonrefundable Fee: \$10.00**

**Please provide the following required documentation to complete the application. Applications should be submitted through the Citizen Self Service (CSS) portal online. Instructions can be found on our website [cityofnam-pa.us/255/Planning-Zoning](http://cityofnam-pa.us/255/Planning-Zoning) under the *Apply for a Planning Permit* link.**

Project Address: \_\_\_\_\_

Legal Description: Lot \_\_\_\_\_ Block \_\_\_\_\_ Subdivision \_\_\_\_\_  Long Legal

Project/Fence Description: \_\_\_\_\_

Owner: \_\_\_\_\_

Address: \_\_\_\_\_ City \_\_\_\_\_ State \_\_\_\_\_ Zip \_\_\_\_\_

Phone: \_\_\_\_\_ Mobile: \_\_\_\_\_ E-mail: \_\_\_\_\_

Applicant (if different than owner): \_\_\_\_\_

Address: \_\_\_\_\_ City \_\_\_\_\_ State \_\_\_\_\_ Zip \_\_\_\_\_

Phone: \_\_\_\_\_ Mobile: \_\_\_\_\_ E-mail: \_\_\_\_\_

Contractor: \_\_\_\_\_

Address: \_\_\_\_\_ City \_\_\_\_\_ State \_\_\_\_\_ Zip \_\_\_\_\_

Phone: \_\_\_\_\_ Mobile: \_\_\_\_\_ E-mail: \_\_\_\_\_

**Notice:** All permits expire after 180 days from the date of permit issuance.

**Declaration:** Applicant hereby certifies that the information provided is true and correct to the best of their knowledge.

**Owner or Owners Authorized Agent Signature:** \_\_\_\_\_ **Date:** \_\_\_\_\_

# City of Nampa

## FENCE REGULATIONS

(For a full definition of fence regulations see Section 10-1-8: Fences & Walls of the Nampa Zoning Ordinance.)

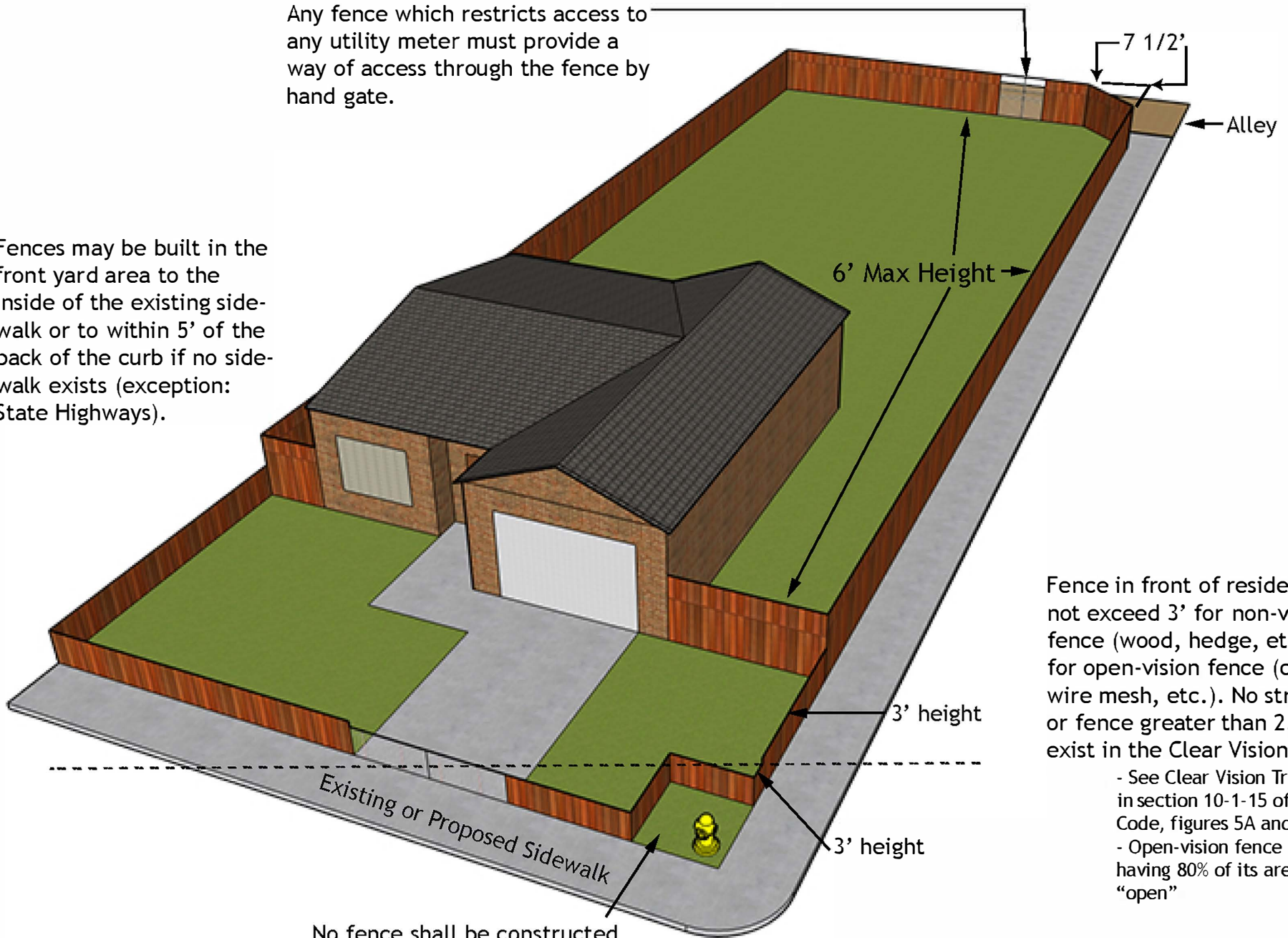
1. General Fence Requirements:
  - a. All commercial fences built, replaced or substantially repaired within the city limits; require a building permit from the City of Nampa Building Department.
  - b. All residential fences built, replaced or substantially repaired within the city limits; require a fence permit from the City of Nampa Planning & Zoning Department.
  - c. All fences constructed within the right-of-way are subject to removal if said removal is needed to improve or maintain any public facility improvement or if the removal is in the best interest of the public. If the fence is then replaced it is done so at the owner's expense. Block and concrete fences are considered structures and are not allowed on the public right-of-way.
  - d. All electric and barbed wire fences are prohibited unless given express written permission from the building official for the City of Nampa.
2. Commercial and Industrial Fencing: Security fences are allowed to be eight (8') in height with the top two feet (2') being barbed wire.
3. Bike Path Fencing: Fences next to bike paths shall be set back a minimum of twenty four inches (24") from the travel way unless approved otherwise by the City Engineer.

Please check with your homeowner's association prior to constructing fence to make sure you comply with your subdivision's CC&R's.

# Fence Regulations

Any fence which restricts access to any utility meter must provide a way of access through the fence by hand gate.

Fences may be built in the front yard area to the inside of the existing sidewalk or to within 5' of the back of the curb if no sidewalk exists (exception: State Highways).

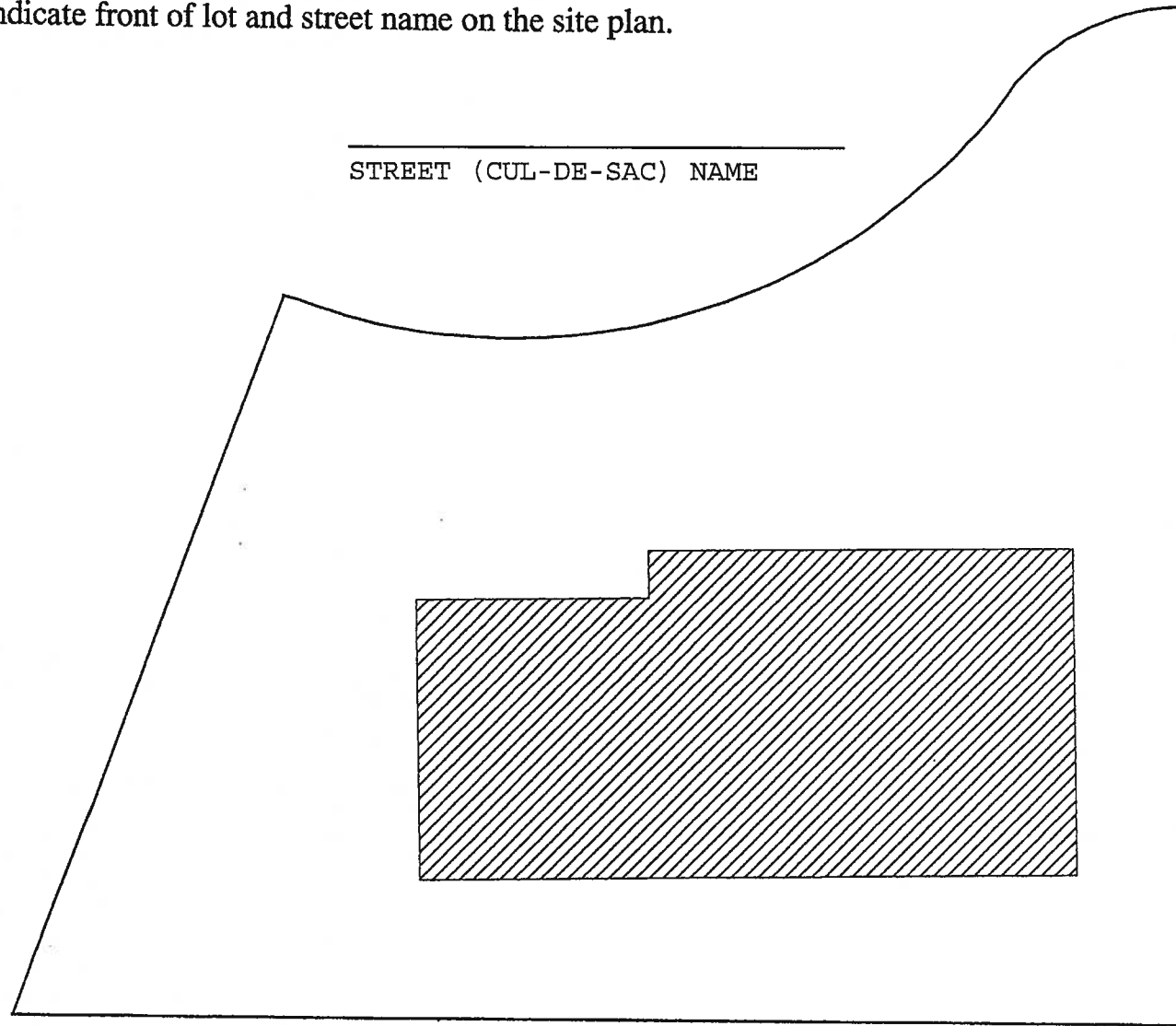


No fence shall be constructed within 36" of a fire hydrant

Fence in front of residence shall not exceed 3' for non-vision fence (wood, hedge, etc.) or 4' for open-vision fence (chainlink, wire mesh, etc.). No structure or fence greater than 2.5' shall exist in the Clear Vision Triangle.

- See Clear Vision Triangle Figure in section 10-1-15 of Nampa City Code, figures 5A and 5B
- Open-vision fence is defined as having 80% of its area "open"

Please indicate front of lot and street name on the site plan.



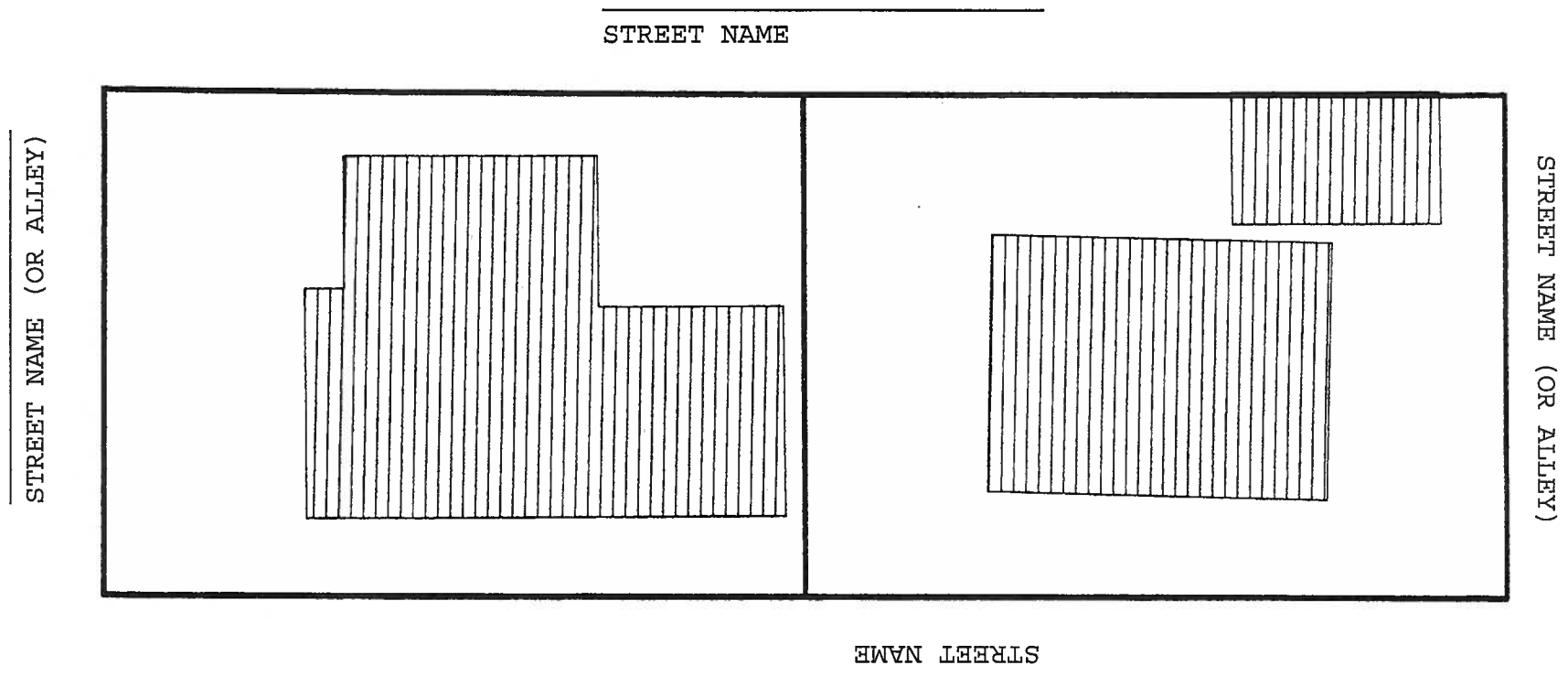
Date: \_\_\_\_\_ Address: \_\_\_\_\_ BP# \_\_\_\_\_

Fence Height: \_\_\_\_\_ Detailed Description of Construction Materials: \_\_\_\_\_

\_\_\_\_\_

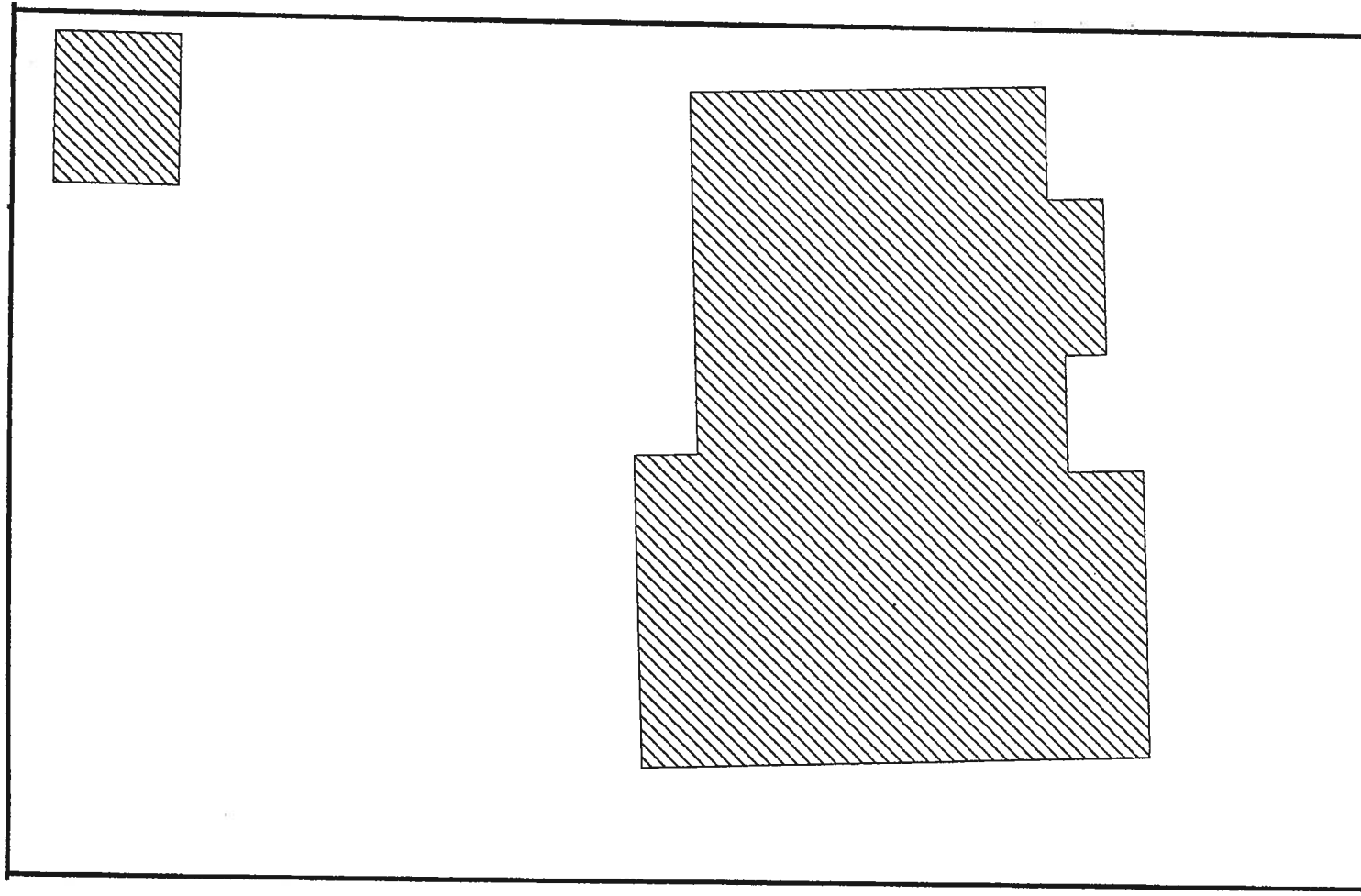
\_\_\_\_\_

Please indicate front of lot and street name on the site plan.



Date: \_\_\_\_\_ Address: \_\_\_\_\_ BP# \_\_\_\_\_  
Fence Height: \_\_\_\_\_ Detailed Description of Construction Materials: \_\_\_\_\_  
\_\_\_\_\_  
\_\_\_\_\_

Please indicate front of lot and street name on the site plan.



STREET NAME

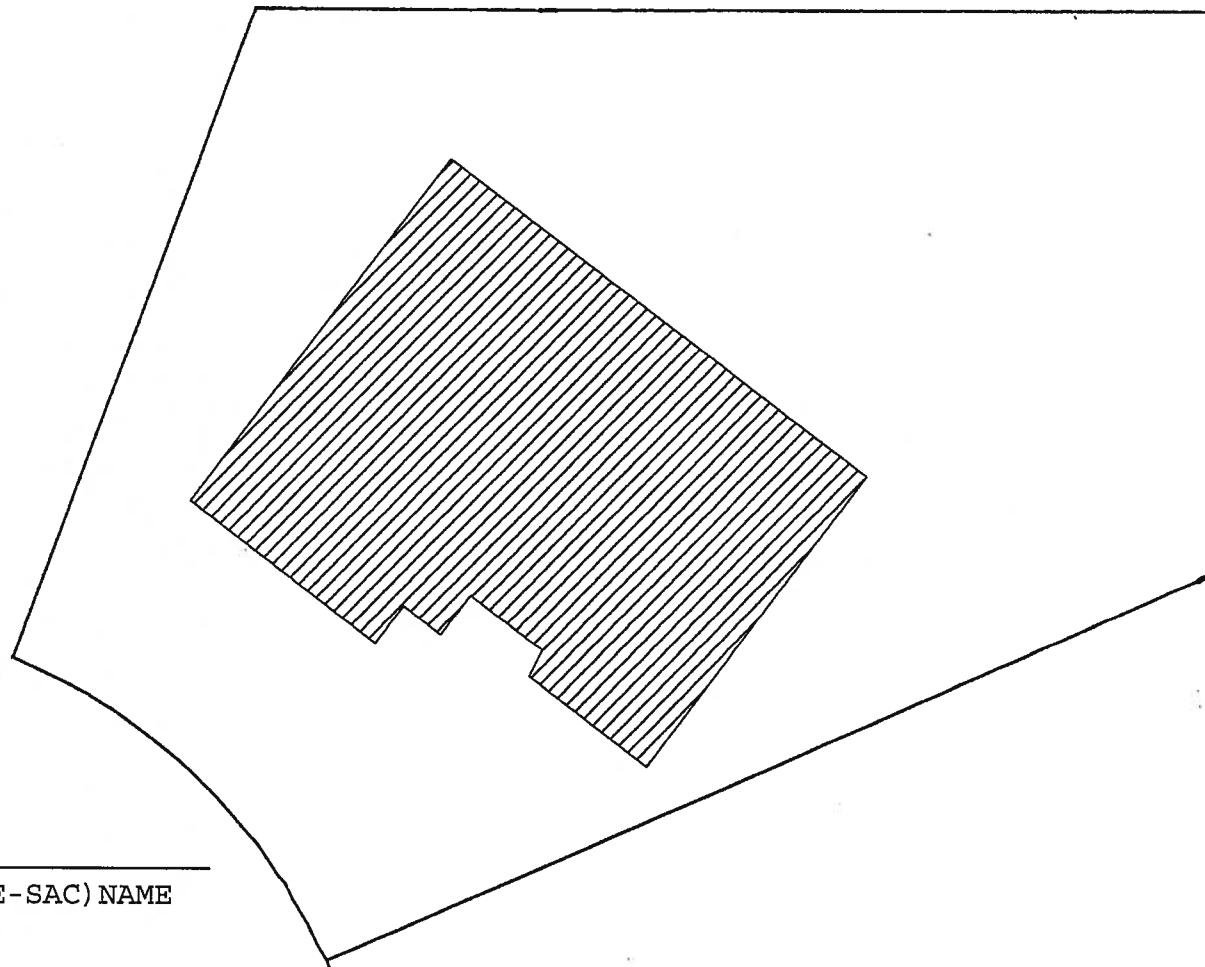
Date: \_\_\_\_\_ Address: \_\_\_\_\_ BP# \_\_\_\_\_

Fence Height: \_\_\_\_\_ Detailed Description of Construction Materials: \_\_\_\_\_

\_\_\_\_\_

\_\_\_\_\_

Please indicate front of lot and street name on the site plan.



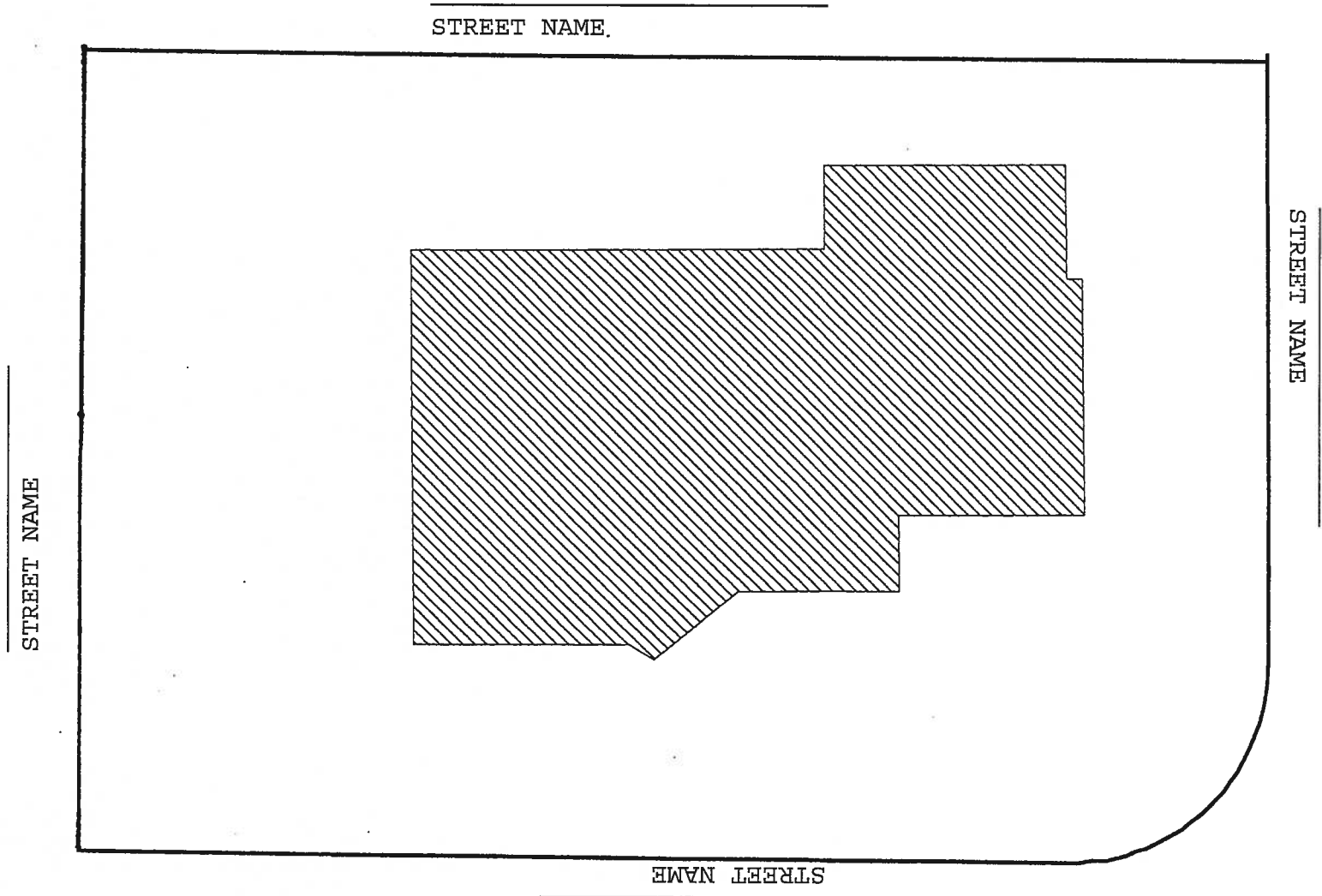
\_\_\_\_\_ STREET (CUL-DE-SAC) NAME

Date: \_\_\_\_\_ Address: \_\_\_\_\_ BP# \_\_\_\_\_

Fence Height: \_\_\_\_\_ Detailed Description of Construction Materials: \_\_\_\_\_

\_\_\_\_\_  
\_\_\_\_\_

Please indicate front of lot and street name on the site plan.



Date: \_\_\_\_\_ Address: \_\_\_\_\_ BP# \_\_\_\_\_  
Fence Height: \_\_\_\_\_ Detailed Description of Construction Materials: \_\_\_\_\_  
\_\_\_\_\_  
\_\_\_\_\_