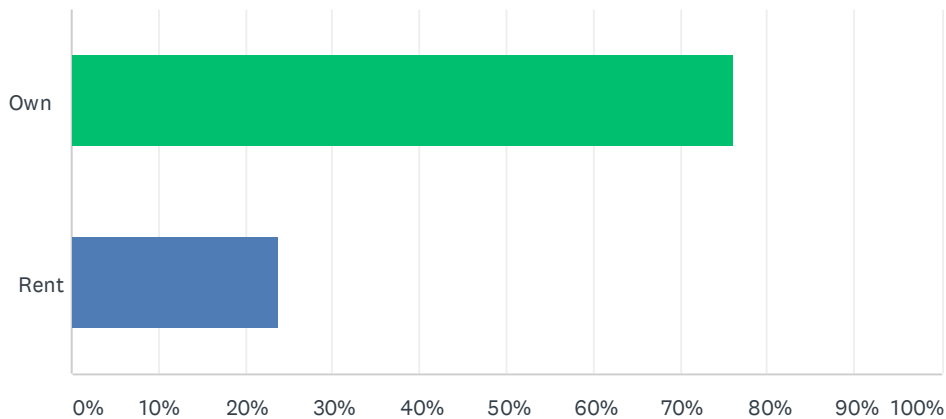


Q1 Do you own or rent in Nampa?

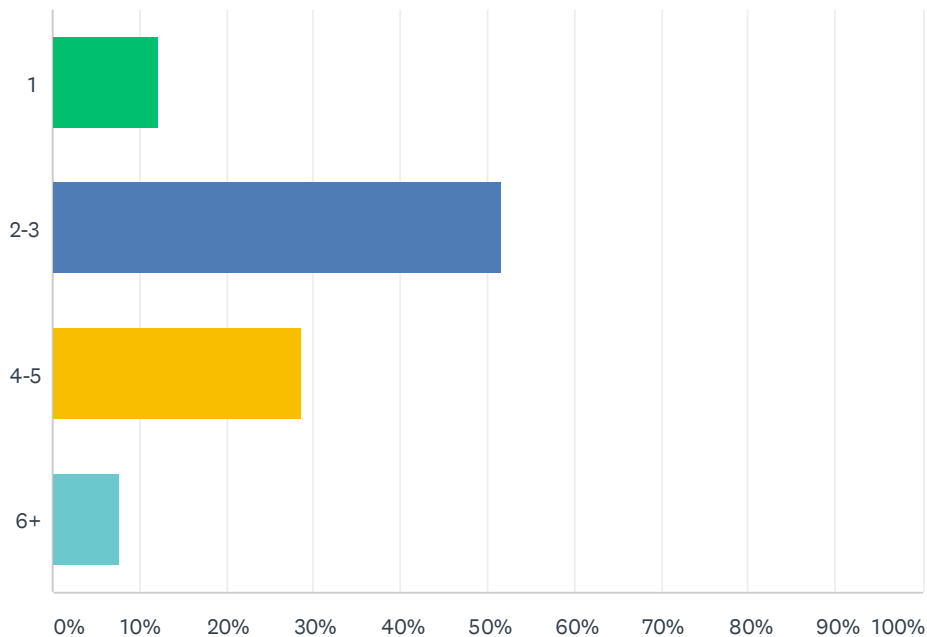
Answered: 272 Skipped: 1



ANSWER CHOICES	RESPONSES
Own	76.10% 207
Rent	23.90% 65
TOTAL	272

Q2 Number of people in your household?

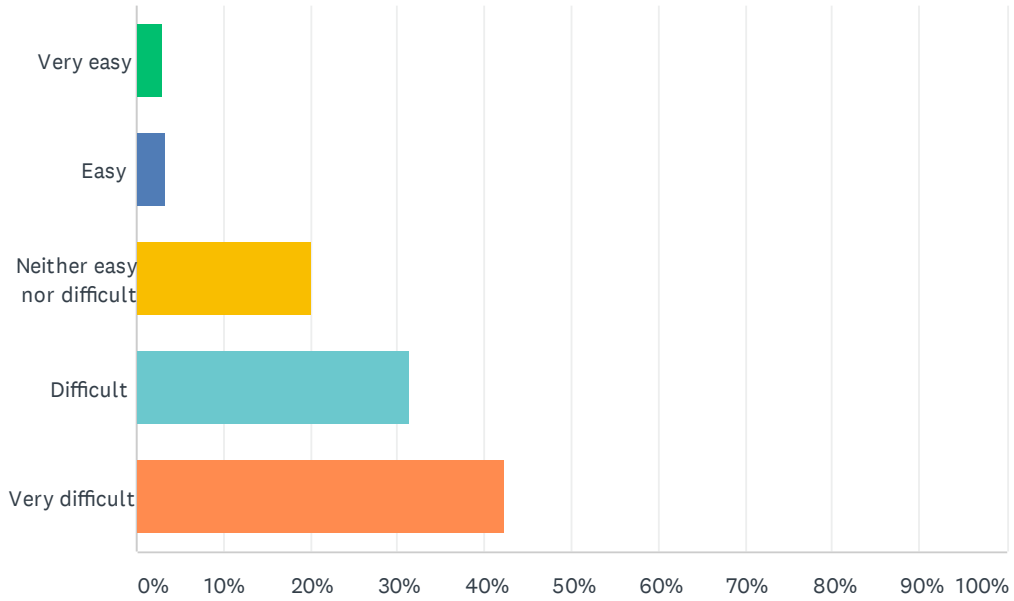
Answered: 273 Skipped: 0



ANSWER CHOICES	RESPONSES	
1	12.09%	33
2-3	51.65%	141
4-5	28.57%	78
6+	7.69%	21
TOTAL		273

Q3 Finding housing in Nampa is...

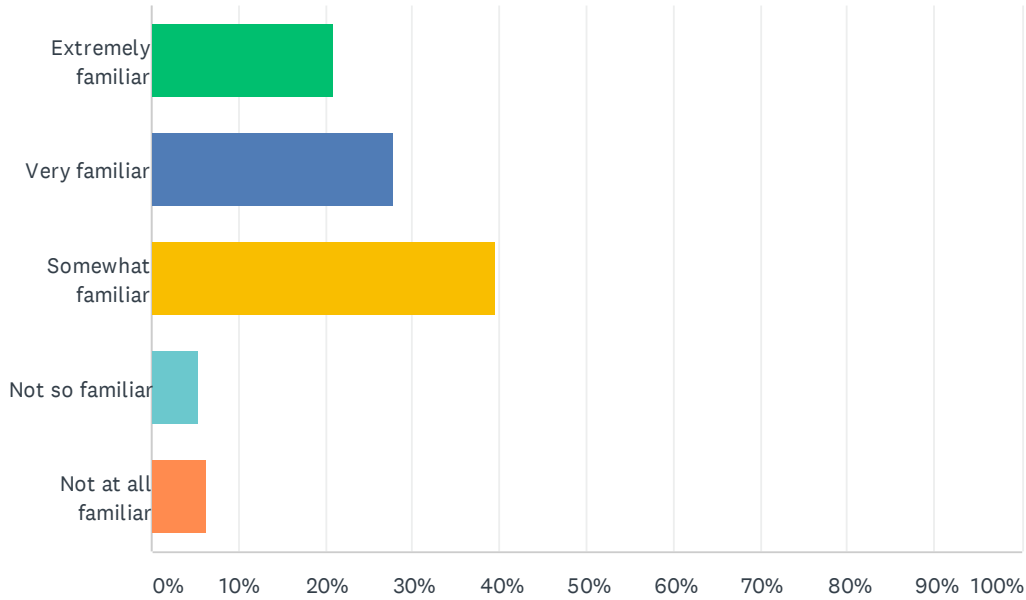
Answered: 270 Skipped: 3



ANSWER CHOICES	RESPONSES	
Very easy	2.96%	8
Easy	3.33%	9
Neither easy nor difficult	20.00%	54
Difficult	31.48%	85
Very difficult	42.22%	114
TOTAL		270

Q4 Are you familiar with Fair Housing requirements? (Which prohibit discrimination in buying, selling, renting, or lending based on race, color, religion, sex, disability, nationality or familial status)?

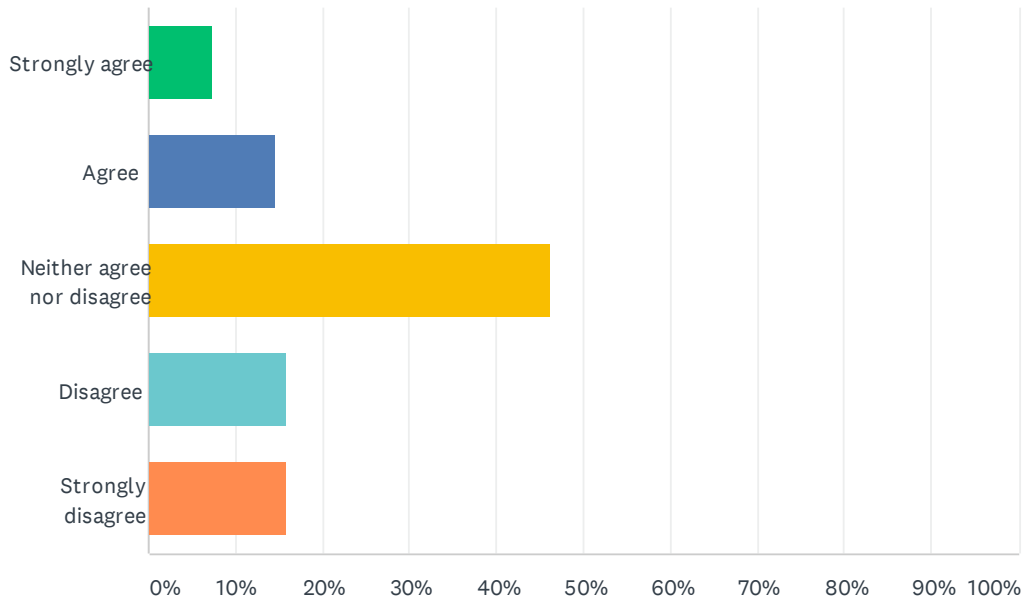
Answered: 273 Skipped: 0



ANSWER CHOICES	RESPONSES	
Extremely familiar	20.88%	57
Very familiar	27.84%	76
Somewhat familiar	39.56%	108
Not so familiar	5.49%	15
Not at all familiar	6.23%	17
TOTAL		273

Q5 Do you believe housing discrimination is an issue in Nampa?

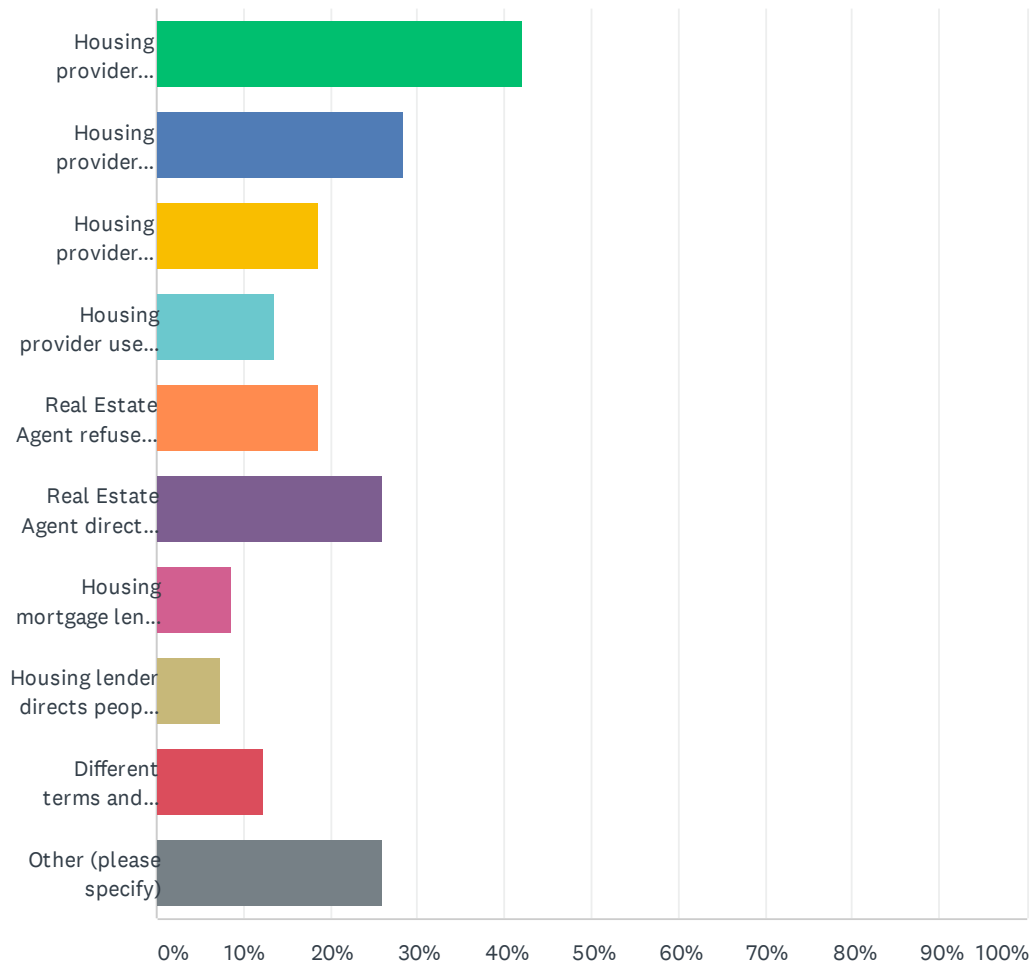
Answered: 272 Skipped: 1



ANSWER CHOICES	RESPONSES	
Strongly agree	7.35%	20
Agree	14.71%	40
Neither agree nor disagree	46.32%	126
Disagree	15.81%	43
Strongly disagree	15.81%	43
TOTAL		272

Q6 If you or someone you know has encountered housing discrimination, please select all that apply:

Answered: 81 Skipped: 192

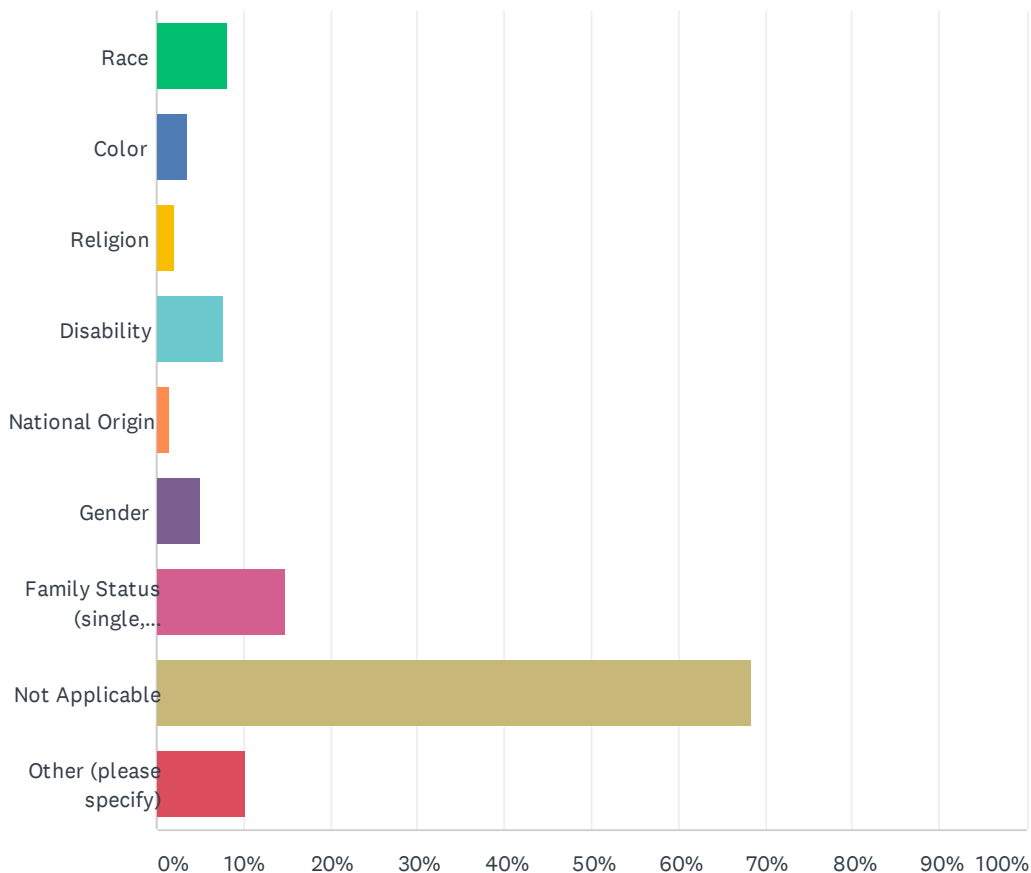


Fair Housing Challenges

ANSWER CHOICES	RESPONSES	
Housing provider refuses to rent or deal with a person	41.98%	34
Housing provider falsely denies that housing was available	28.40%	23
Housing provider refuses to make reasonable accommodations for a tenant with one or more disabilities	18.52%	15
Housing provider uses discriminatory advertising	13.58%	11
Real Estate Agent refuses to sell or deal with a person	18.52%	15
Real Estate Agent directs people to certain neighborhoods	25.93%	21
Housing mortgage lender discriminates by denying mortgage	8.64%	7
Housing lender directs people to certain neighborhoods	7.41%	6
Different terms and conditions are provided for renting based on race of the tenant	12.35%	10
Other (please specify)	25.93%	21
Total Respondents: 81		

Q7 Do you believe you or someone you know were discriminated against, if so why? (Select all that apply)

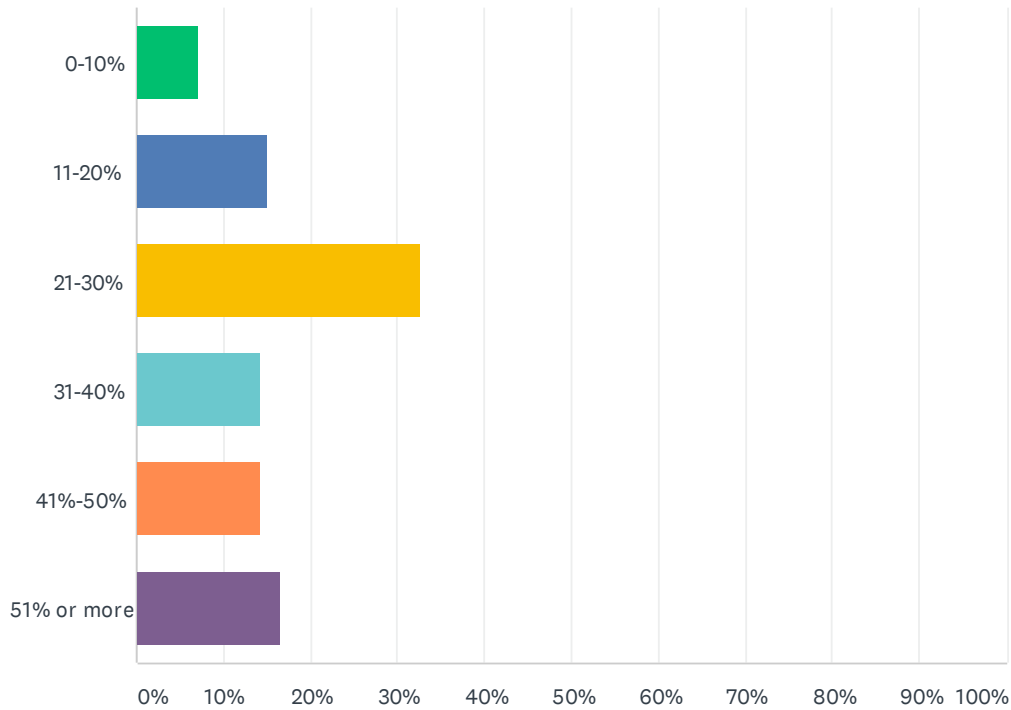
Answered: 196 Skipped: 77



ANSWER CHOICES	RESPONSES	
Race	8.16%	16
Color	3.57%	7
Religion	2.04%	4
Disability	7.65%	15
National Origin	1.53%	3
Gender	5.10%	10
Family Status (single, divorced, children, expecting a child)	14.80%	29
Not Applicable	68.37%	134
Other (please specify)	10.20%	20
Total Respondents: 196		

Q8 What percent of your income is spent on housing costs?

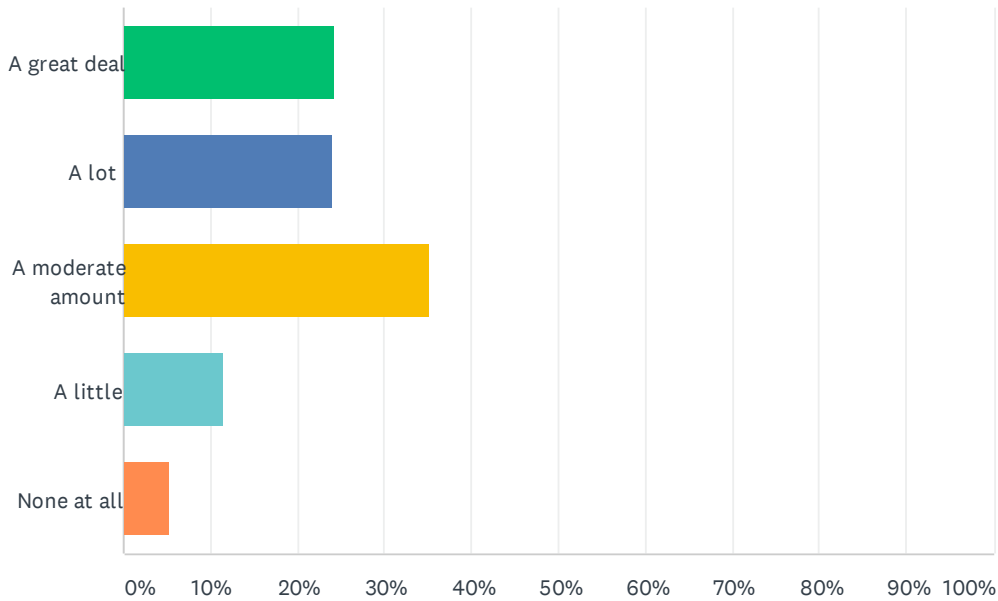
Answered: 266 Skipped: 7



ANSWER CHOICES	RESPONSES	
0-10%	7.14%	19
11-20%	15.04%	40
21-30%	32.71%	87
31-40%	14.29%	38
41-50%	14.29%	38
51% or more	16.54%	44
TOTAL		266

Q9 Do you feel welcome in your community?

Answered: 271 Skipped: 2



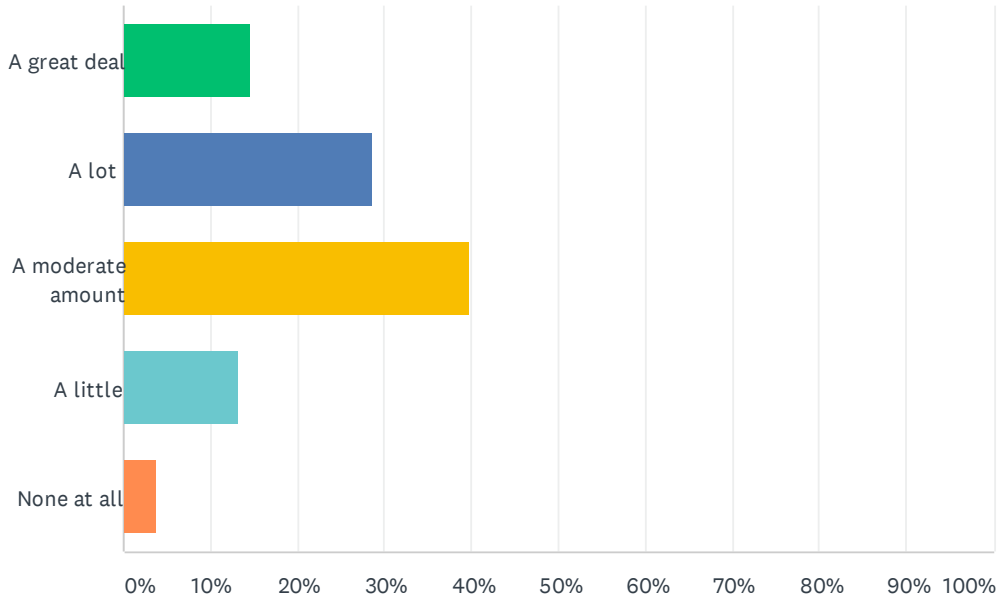
ANSWER CHOICES	RESPONSES	
A great deal	24.35%	66
A lot	23.99%	65
A moderate amount	35.06%	95
A little	11.44%	31
None at all	5.17%	14
TOTAL		271

Q10 If you do not feel welcomed in your community, why not?

Answered: 49 Skipped: 224

Q11 Do you feel safe in your community?

Answered: 272 Skipped: 1



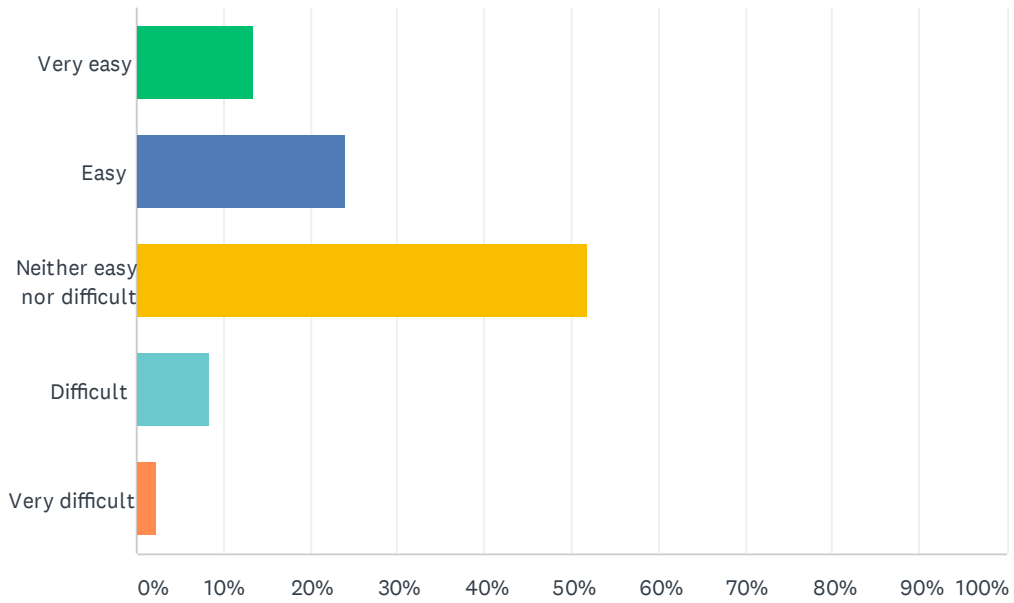
ANSWER CHOICES	RESPONSES	
A great deal	14.71%	40
A lot	28.68%	78
A moderate amount	39.71%	108
A little	13.24%	36
None at all	3.68%	10
TOTAL		272

Q12 If you do not feel safe in your community, why not?

Answered: 69 Skipped: 204

Q13 Are housing discrimination laws and information easy to access?

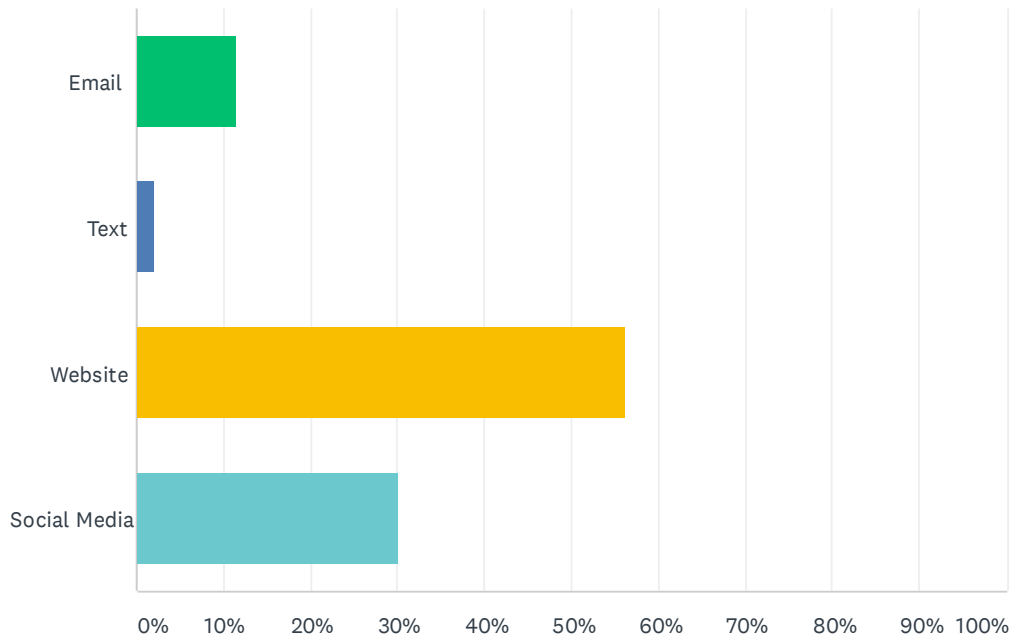
Answered: 262 Skipped: 11



ANSWER CHOICES	RESPONSES	
Very easy	13.36%	35
Easy	24.05%	63
Neither easy nor difficult	51.91%	136
Difficult	8.40%	22
Very difficult	2.29%	6
TOTAL		262

Q14 How would you prefer to be kept informed on housing discrimination laws?

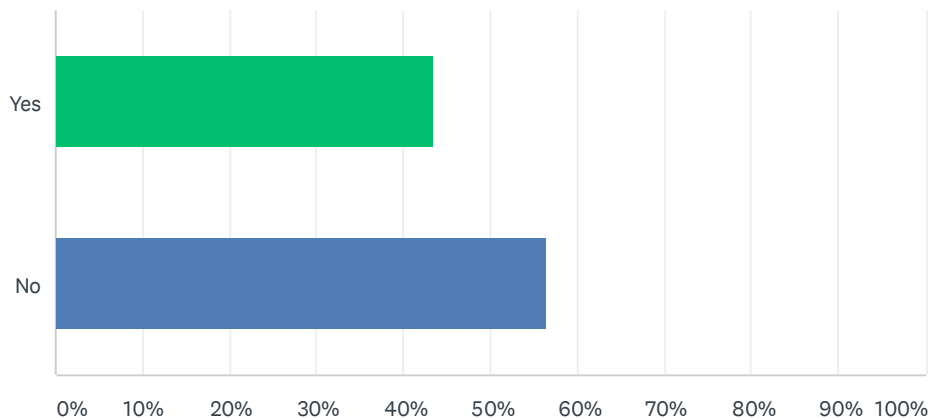
Answered: 243 Skipped: 30



ANSWER CHOICES	RESPONSES
Email	11.52% 28
Text	2.06% 5
Website	56.38% 137
Social Media	30.04% 73
TOTAL	243

Q15 If housing costs increased, would you be able to continue to live in your residence/home?

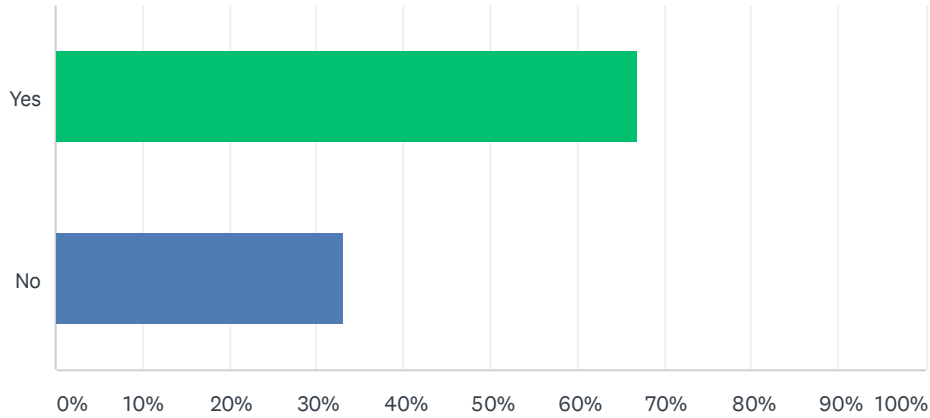
Answered: 269 Skipped: 4



ANSWER CHOICES		RESPONSES	
Yes		43.49%	117
No		56.51%	152
TOTAL			269

Q16 Have you, a family member, or friend, experienced a situation where finding housing for your family's size was difficult? (For example, finding a 3-bedroom or larger house for a larger family.)

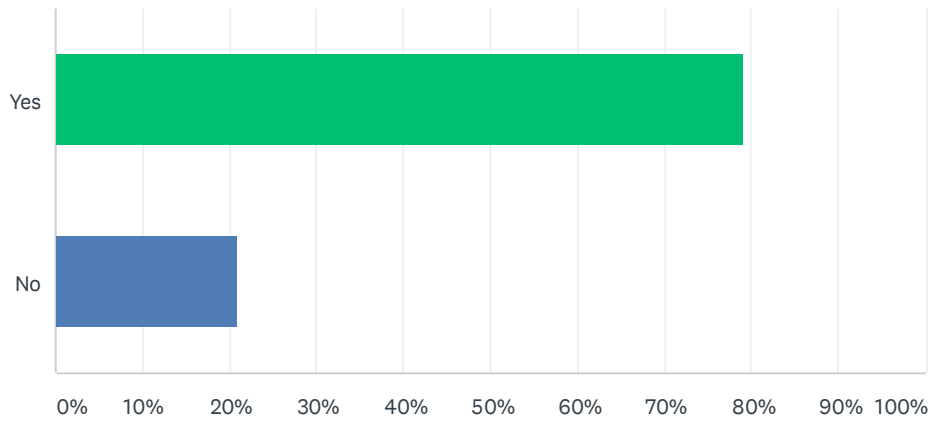
Answered: 267 Skipped: 6



ANSWER CHOICES	RESPONSES	
Yes	67.04%	179
No	32.96%	88
TOTAL		267

Q17 Do you consider transportation costs when thinking about choosing a place to live?

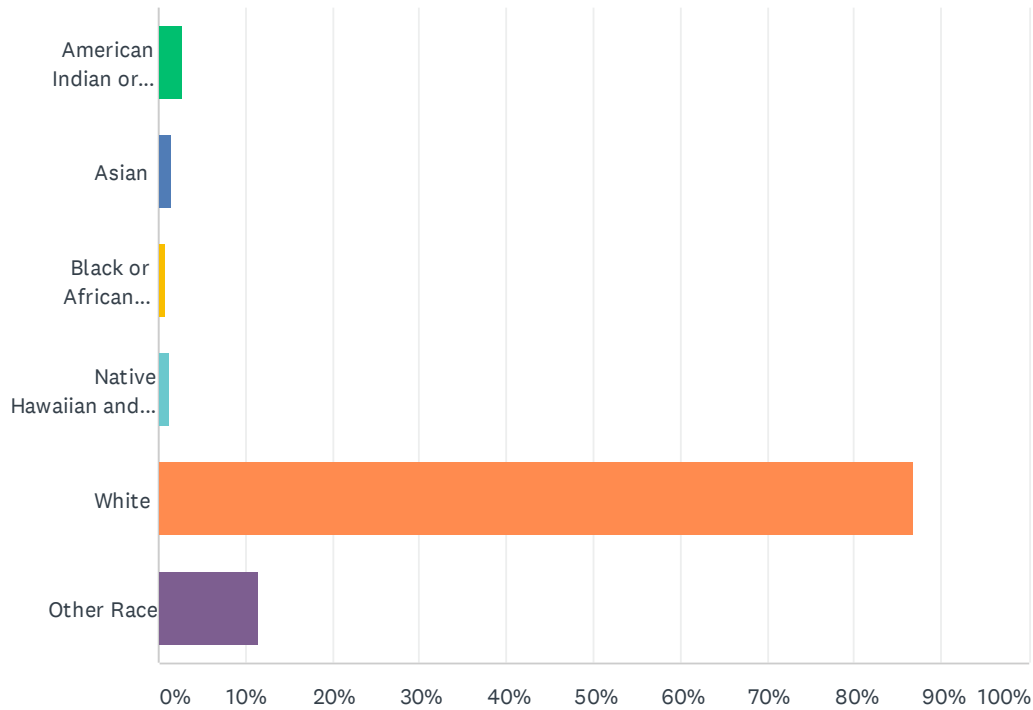
Answered: 269 Skipped: 4



ANSWER CHOICES	RESPONSES	
Yes	79.18%	213
No	20.82%	56
TOTAL		269

Q18 What race do you identify with? (Select all that apply)

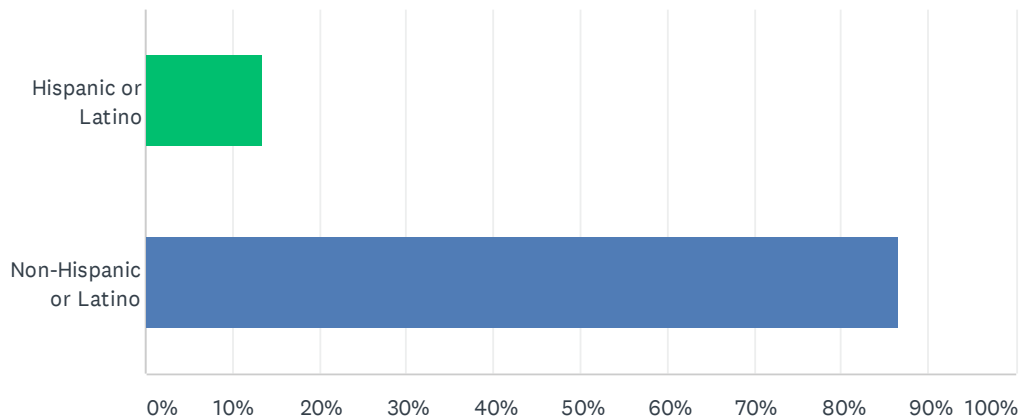
Answered: 260 Skipped: 13



ANSWER CHOICES	RESPONSES	
American Indian or Alaska Native	2.69%	7
Asian	1.54%	4
Black or African American	0.77%	2
Native Hawaiian and Pacific Islander	1.15%	3
White	86.92%	226
Other Race	11.54%	30
Total Respondents: 260		

Q19 What ethnicity do you identify with?

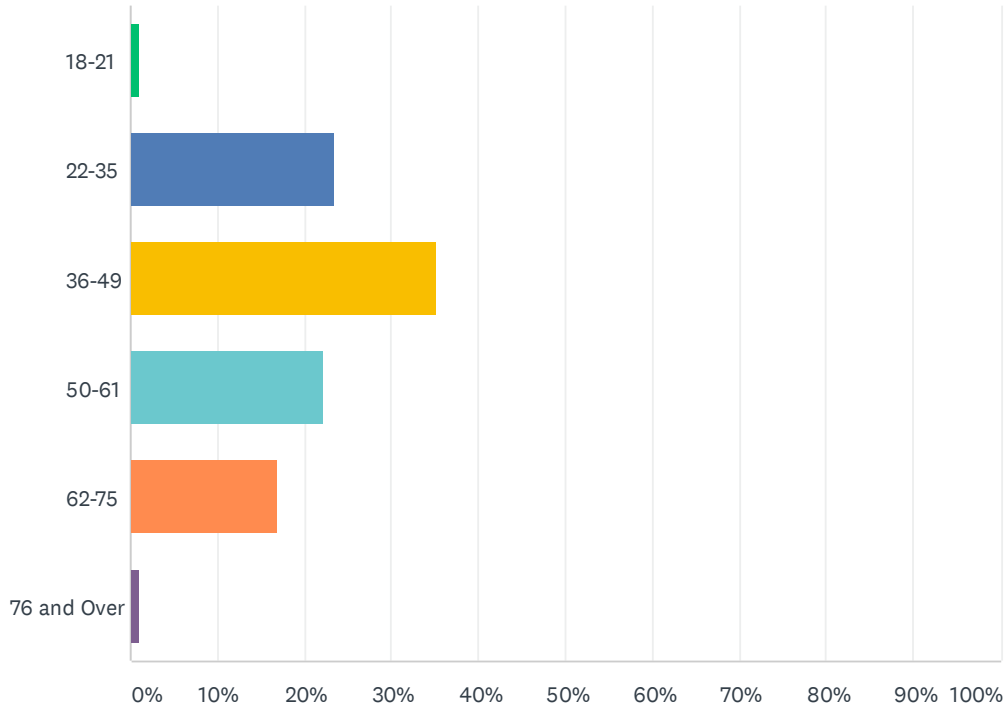
Answered: 254 Skipped: 19



ANSWER CHOICES	RESPONSES	
Hispanic or Latino	13.39%	34
Non-Hispanic or Latino	86.61%	220
TOTAL		254

Q20 What is your age?

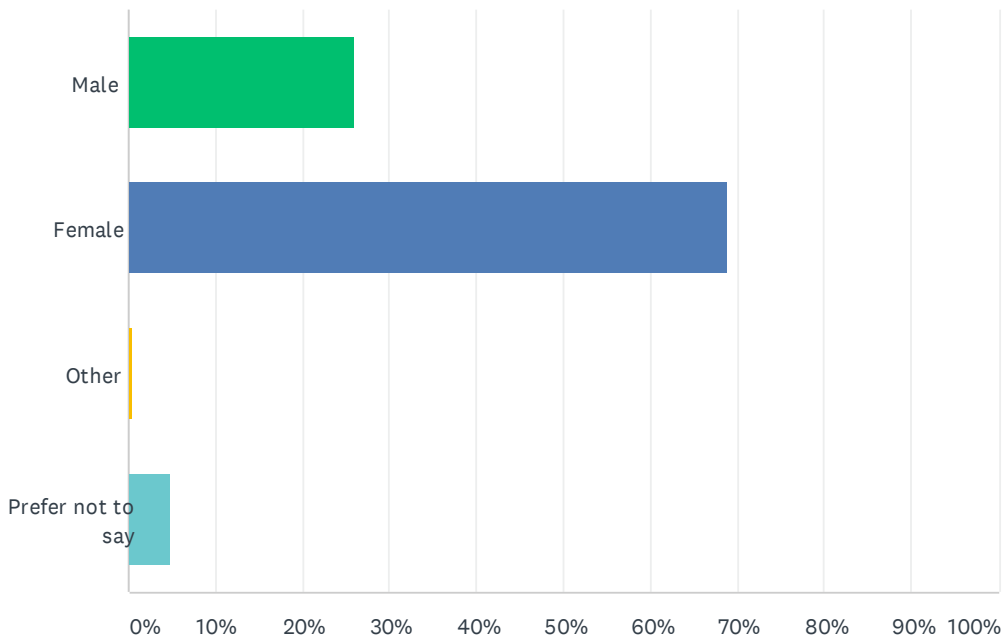
Answered: 265 Skipped: 8



ANSWER CHOICES	RESPONSES
18-21	1.13% 3
22-35	23.40% 62
36-49	35.09% 93
50-61	22.26% 59
62-75	16.98% 45
76 and Over	1.13% 3
TOTAL	265

Q21 What is your gender?

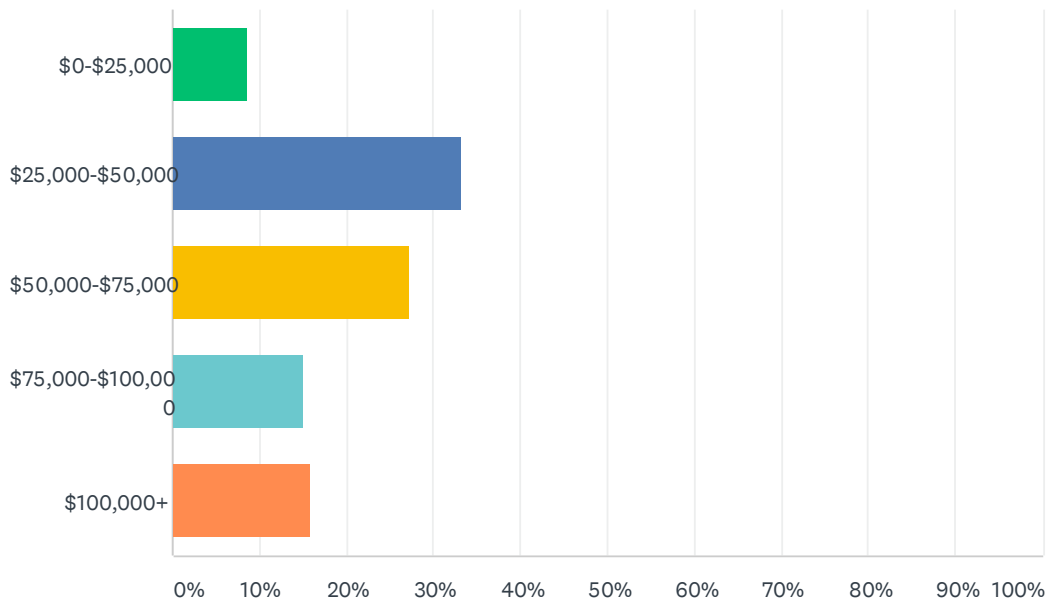
Answered: 266 Skipped: 7



ANSWER CHOICES	RESPONSES	
Male	25.94%	69
Female	68.80%	183
Other	0.38%	1
Prefer not to say	4.89%	13
TOTAL		266

Q22 Total household income?

Answered: 258 Skipped: 15



ANSWER CHOICES	RESPONSES	
\$0-\$25,000	8.53%	22
\$25,000-\$50,000	33.33%	86
\$50,000-\$75,000	27.13%	70
\$75,000-\$100,000	15.12%	39
\$100,000+	15.89%	41
TOTAL		258