

RESIDENTIAL PERMIT

FENCE

CITY OF NAMPA

411 3rd Street South, Nampa, ID 83651-3721

Phone - (208) 468-5435, Fax - (208) 468-5439

Dennis D. Davis, Building Official

www.ci.nampa.id.us

Fence Permit Fee \$8.00

FOR OFFICE USE

Permit Application Number: B

Date: _____ Rec'd By: _____

Amt Rec'd \$: _____ Check# _____

Cash Credit Card Type: _____

Project Address (Will be assigned for all new construction): _____

Legal Description: Lot _____, Block _____, Subdivision _____ Long Legal

Project Value: \$ _____ .00

Owner:

Contact Name:

Address: _____ City _____ State _____ Zip _____

Phone: _____ Fax: _____ Mobile: _____ E-Mail: _____

Contractor:

Address: _____ City _____ State _____ Zip _____

Phone: _____ Fax: _____ Mobile: _____ E-Mail: _____

Architect/Designer:

Address: _____ City _____ State _____ Zip _____

Phone: _____ Fax: _____ Mobile: _____ E-Mail: _____

Misc/Fence- Describe:

Notice: All permits expire after 180 days from the date of permit issuance or the date of the last inspection.

Declaration: Applicant hereby certifies that the information provided is true and correct to the best of their knowledge.

Owner or Owners Authorized Agent: _____ **Date:** _____

"Building Safety is No Accident"

City of Nampa

FENCE REGULATIONS

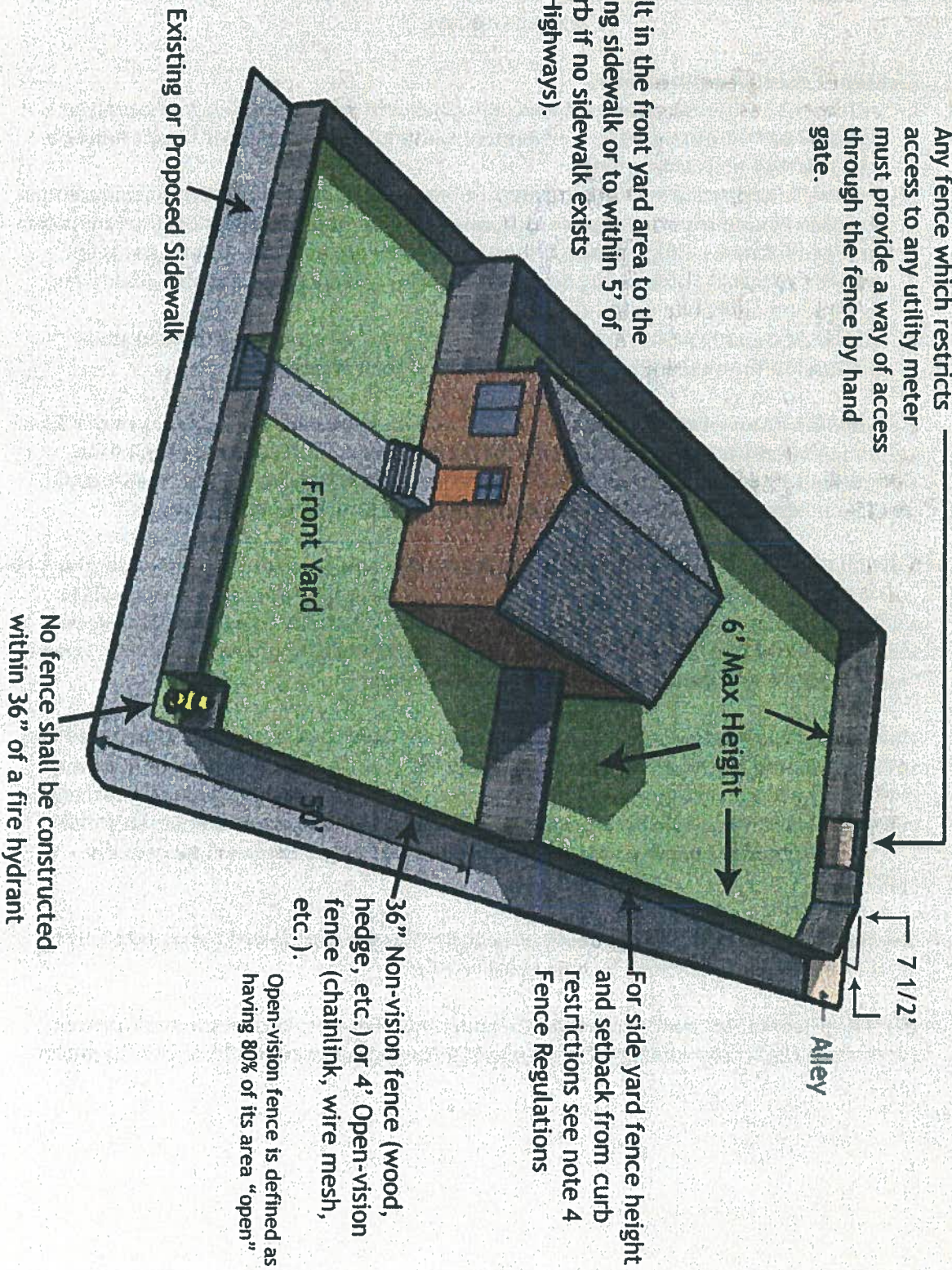
(For a full definition of fence regulations see Section 10-1-8: Fences & Walls of the Nampa Zoning Ordinance.)

1. **General Fence Requirements:**
 - a) All fences built, replaced or substantially repaired within the city limits; require a building permit from the City of Nampa Building Department. All fences must be constructed on private property.
 - b) All fences constructed within the right-of-way are subject to removal if said removal is needed to improve or maintain any public facility improvement or if the removal is in the best interest of the public. If the fence is then replaced it is done so at the owner's expense. Block and concrete fences are considered structures and are not allowed on the public right-of-way.
 - c) All electric and barbed wire fences are prohibited unless given express written permission from the building official for the City of Nampa.
2. **Residential, "non-vision" Fences** (wood, chain link with slats, hedges, etc.) in the front yard, may be constructed to a height of thirty-six inches (36") along the back of the sidewalk, or five feet (5') from the curb if no sidewalk exists, and, in the rear yard, six feet (6') in height beginning at the front corner of the house (on interior lots.)
3. **Residential, "open-vision" Fences** (chain link, wire mesh, etc.) in the front yard, may be constructed to a height of four feet (4'), and located along the back of the sidewalk; or five feet (5') from the curb if no sidewalk exists, and, in the side and rear yards, to six feet (6') in height beginning at the front corner of the house (on interior lots.) An open-vision fence is defined as having 80% of its area "open".
4. **Corner Lot Exceptions:** Fences may be built to a height of six feet (6') along the side street of corner lots from a point not less than fifty feet (50') measured from the front yard curb line to the rear property line. The fence may be located five feet (5') from the curb if no sidewalk exists, or to the back of the sidewalk if a seven and one-half foot (7 ½') vision triangle is maintained when the rear property line abuts an alley or drive approach.
5. **Commercial and Industrial Fencing:** Security fences are allowed to be eight (8') in height with the top two feet (2') being barbed wire.
6. **Bike Path Fencing:** Fences next to bike paths shall be set back a minimum of twenty four inches (24") from the travel way unless approved otherwise by the City Engineer.

Fence Regulations

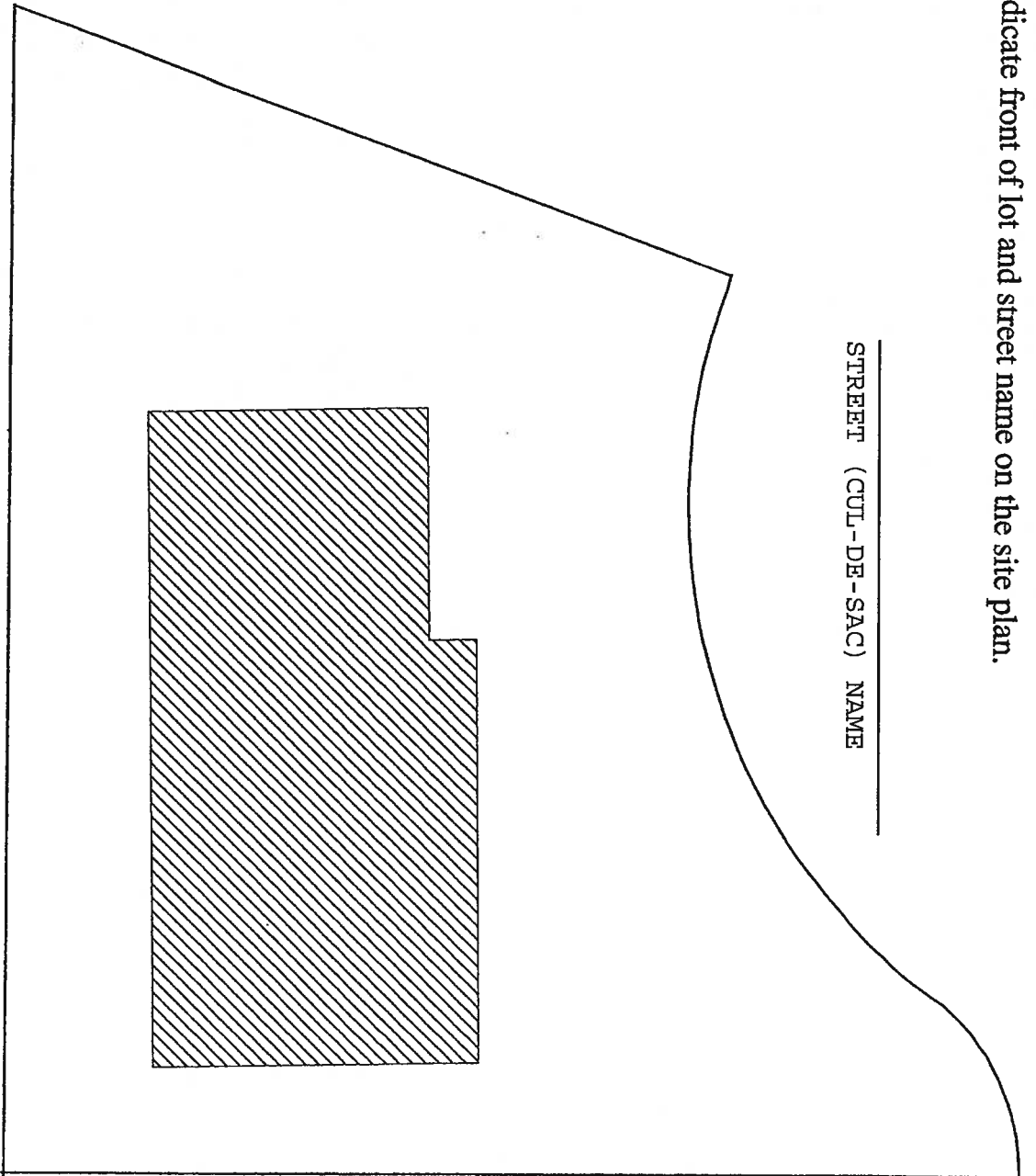
Any fence which restricts access to any utility meter must provide a way of access through the fence by hand gate.

Fences may be built in the front yard area to the inside of the existing sidewalk or to within 5' of the back of the curb if no sidewalk exists (exception: State Highways).



Please indicate front of lot and street name on the site plan.

STREET (CUL-DE-SAC) NAME




Date: _____
Fence Height: _____

Address: _____
Detailed Description of Construction Materials: _____

BP# _____

Please indicate front of lot and street name on the site plan.

STREET NAME (OR ALLEY)



STREET NAME

STREET NAME (OR ALLEY)

Date: _____

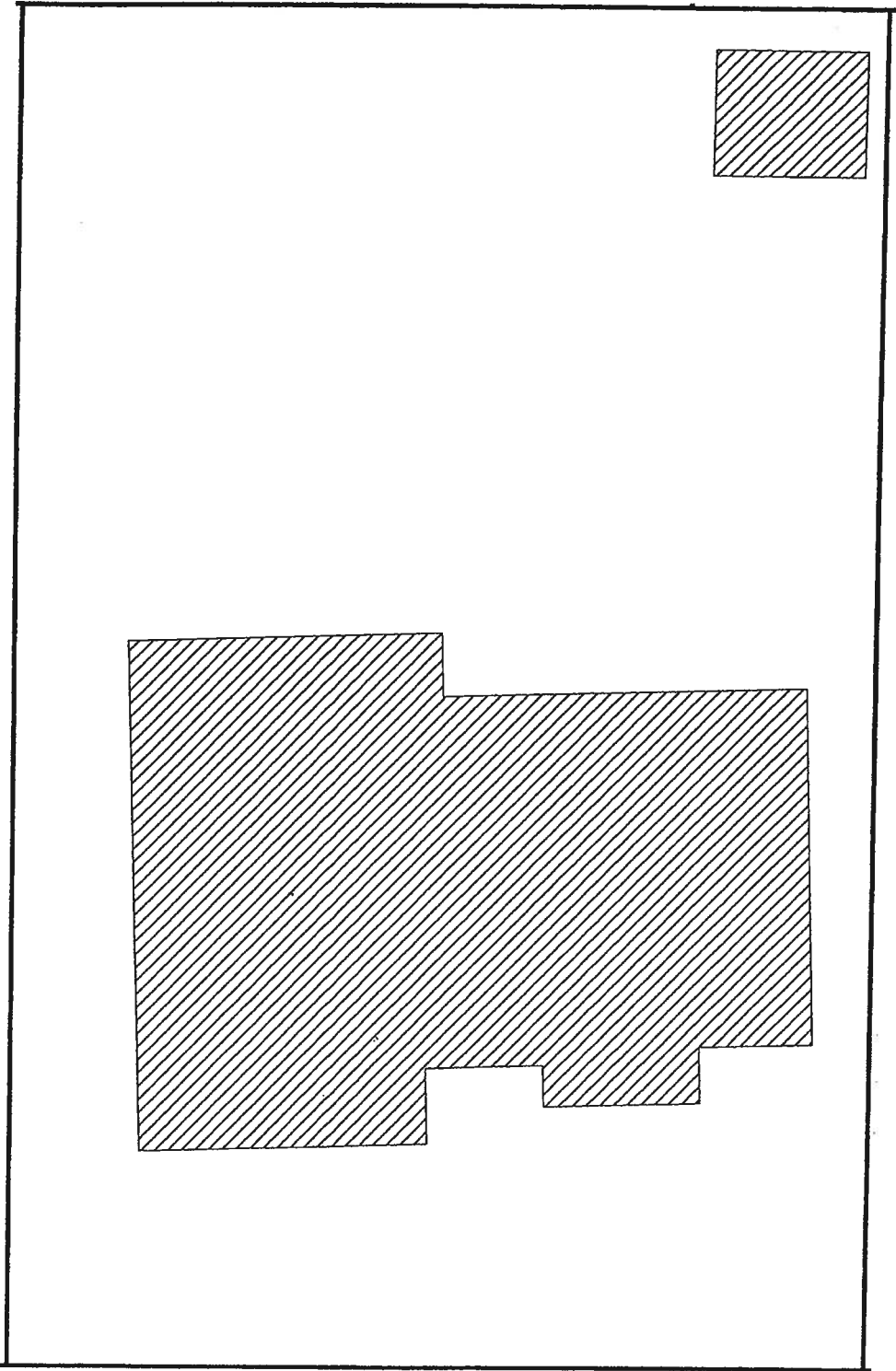
Fence Height: _____

Address: _____

Detailed Description of Construction Materials: _____

BP# _____

Please indicate front of lot and street name on the site plan.



STREET NAME

Date: _____

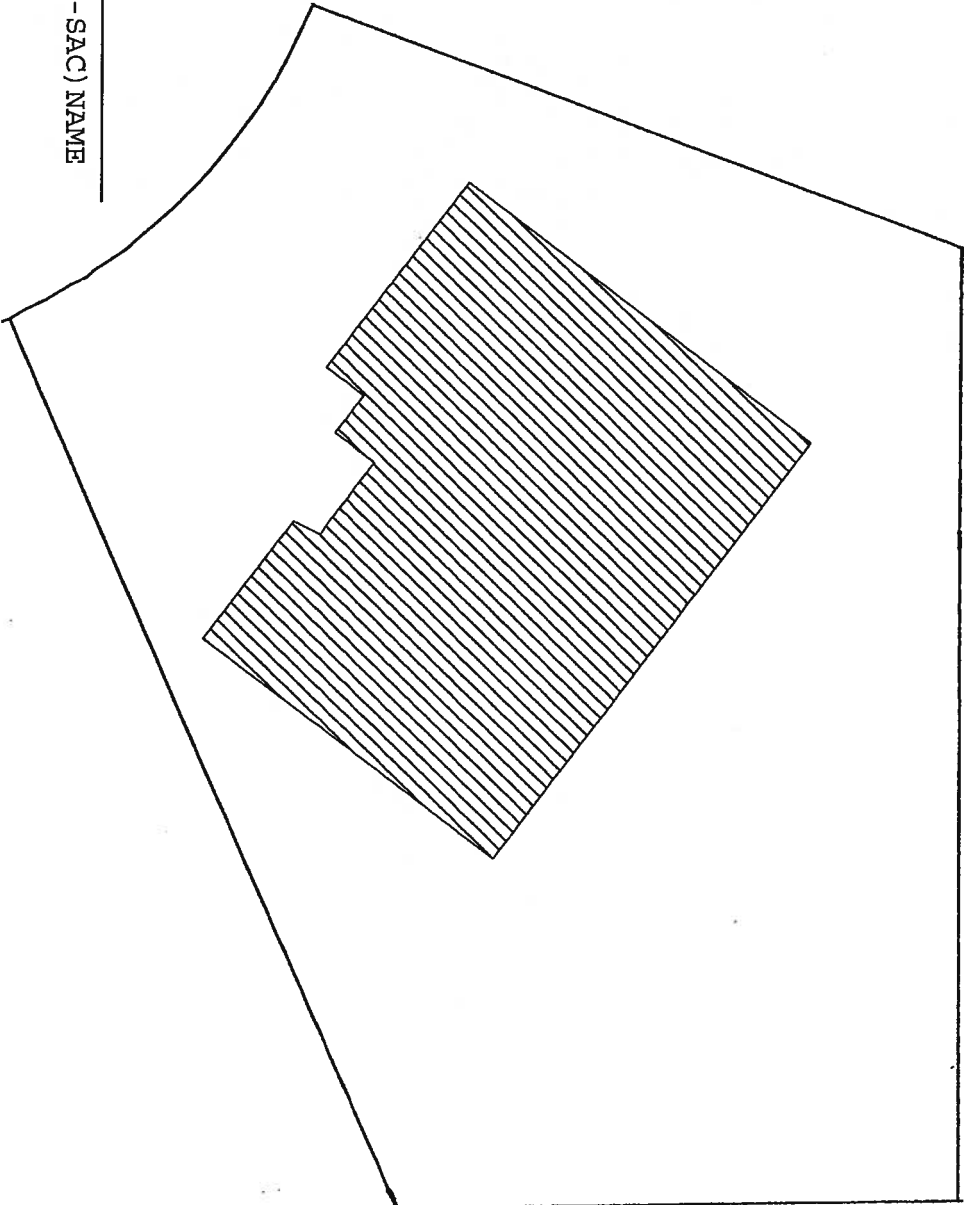
Address: _____

BP# _____

Fence Height: _____

Detailed Description of Construction Materials: _____

Please indicate front of lot and street name on the site plan.



STREET (CUL-DE-SAC) NAME

Date: _____ Address: _____

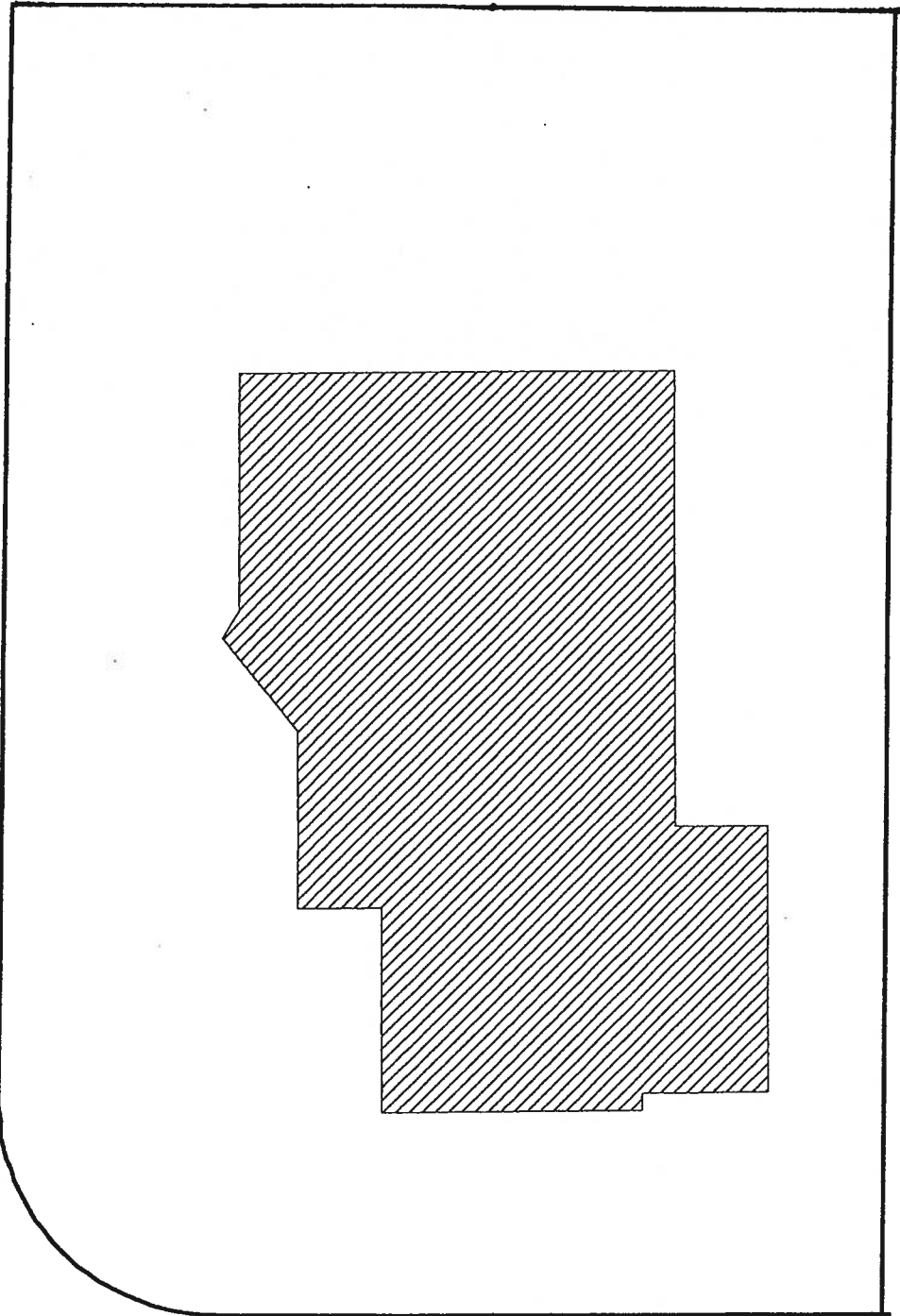
Fence Height: _____

Detailed Description of Construction Materials: _____

BP# _____

Please indicate front of lot and street name on the site plan.

STREET NAME.



STREET NAME

STREET NAME

EAMAN TERRACE

Date: _____

Address: _____

Fence Height: _____

Detailed Description of Construction Materials: _____

BP# _____